




## BikePort Grand Opening KNA

Sorted on best lap time

Bikeport Grand Opening KNA

Motorcenter Norway 2021 2,324 km

Sammenlagt alle klasser dag 1-2 og 3



Pos	No.	Name	Class	Overall BestTm	In Session	Diff	Gap	2nd Overall Time	2nd Session
1	12	Marius Ripel Jensen	A	1:14.451	FP 17 RR A			1:14.524	FP 20 RR A
2	991	René Arnesen	A	1:15.728	FP 17 RR A	1.277	1.277	1:15.922	FP 16 RR A
3	72	Jan Nordhagen	A	1:15.733	FP 19 RR A	1.282	0.005	1:16.529	FP 19 RR A
4	32	Frank Tøsdal	A	1:16.791	FP 16 RR A	2.340	1.058	1:16.901	FP 17 RR A
5	70	Tore Stene	A	1:17.065	FP 17 RR A	2.614	0.274	1:17.158	FP 20 RR A
6	123	stig husebø	A	1:17.135	FP 16 RR A	2.684	0.070	1:17.628	FP 16 RR A
7	14	Martin Høyland	A	1:17.240	FP 16 RR A	2.789	0.105	1:18.049	FP 17 RR A
8	96	Anders Valle	A	1:17.252	FP 16 RR A	2.801	0.012	1:17.328	FP 16 RR A
9	992	Anders Askeland	A	1:17.542	FP 15 RR A	3.091	0.290	1:17.942	FP 20 RR A
10	71	Terje Valaker	A	1:17.588	FP 14 RR A	3.137	0.046	1:17.614	FP 16 RR A
11	270	Terje Baklid	B	1:17.713	FP 16 RR A	3.262	0.125	1:17.751	FP 20 RR A
12	40	Tommy Ellertsen	A	1:17.934	FP 15 RR A	3.483	0.221	1:18.575	FP 19 RR A
13	161	Rune Kvåle	A	1:18.037	FP 17 RR A	3.586	0.103	1:18.420	FP 17 RR A
14	181	Daniel Grøtting	A	1:18.193	Sammenlagt alle klasser dag 1 og 2	3.742	0.156	1:18.310	Sammenlagt alle klasser dag 1 og 2
15	9	Morten Johnsen	A	1:18.243	FP 15 RR A	3.792	0.050	1:18.360	FP 17 RR A
16	56	Kim Møller	B	1:18.599	FP 15 RR A	4.148	0.356	1:18.798	FP 19 RR A
17	14	Iven Husebø	B	1:18.719	FP 20 RR A	4.268	0.120	1:18.750	FP 20 RR A
18	61	Kenneth Birkeland	A	1:19.089	FP 15 RR A	4.638	0.370	1:19.377	FP 15 RR A
19	23`	Martin Eriksen	B	1:19.214	FP 16 RR A	4.763	0.125	1:19.558	FP 16 RR A
20	52	Gunnar Thøgersen	A	1:19.329	Sammenlagt alle klasser dag 1 og 2	4.878	0.115	1:19.355	Sammenlagt alle klasser dag 1 og 2
21	73	Tom Rasmussen	A	1:19.348	FP 19 RR A	4.897	0.019	1:19.554	FP 19 RR A
22	32`	Trond Tøsdal	B	1:19.575	Sammenlagt alle klasser dag 1 og 2	5.124	0.227	1:19.677	Sammenlagt alle klasser dag 1 og 2
23	188	Kristian Skjørshammer	A	1:19.640	FP 19 RR A	5.189	0.065	1:19.824	FP 19 RR A
24	29	Kristoffer Mellingen	B	1:19.733	FP 16 RR A	5.282	0.093	1:19.792	FP 16 RR A
25	110	Kristian Salö	B	1:19.913	Sammenlagt alle klasser dag 1 og 2	5.462	0.180	1:20.388	Sammenlagt alle klasser dag 1 og 2
26	22	Desirée Sterner	B	1:20.061	FP 19 RR A	5.610	0.148	1:20.166	FP 19 RR A
27	71	Svein Nordhagen	B	1:20.307	FP 16 RR B	5.856	0.246	1:21.043	FP 16 RR B
28	11	Fredrik Taksdal	C	1:20.387	FP 16 RR B	5.936	0.080	1:20.863	FP 20 RR B
29	87	Troy Magne Sem	C	1:20.471	FP 15 RR A	6.020	0.084	1:20.486	FP 15 RR A
30	2	Anna Jårvik	C	1:20.474	FP 15 RR A	6.023	0.003	1:20.671	FP 15 RR A
31	33	Paul Meland	A	1:20.480	FP 17 RR B	6.029	0.006	1:21.673	FP 20 RR B

Chief of Timing & Scoring: Timekeeping.no

Race Director: Terje Granheim

Orbits

www.mylaps.com

Licensed to: Timekeeping.no

Timing and results are not official.

Printed: 17.07.2021 19:02:27




## BikePort Grand Opening KNA

Sorted on best lap time

Bikeport Grand Opening KNA

Motorcenter Norway 2021 2,324 km

Sammenlagt alle klasser dag 1-2 og 3



Pos	No.	Name	Class	Overall BestTm	In Session	Diff	Gap	2nd Overall Time	2nd Session
32	4	Svein Rognmo	C	1:20.502	FP 15 RR A	6.051	0.022	1:20.825	FP 15 RR A
33	418	Asbjørn Larsen	B	1:21.268	FP 20 RR B	6.817	0.766	1:22.883	FP 20 RR B
34	12	kevin jensen	B	1:21.284	FP 20 RR B	6.833	0.016	1:23.670	FP 15 RR B
35	72	Chris Mysager Astrup	B	1:21.402	FP 18 RR B	6.951	0.118	1:21.611	FP 18 RR B
36	44	Jan andre Landsnes	A	1:21.509	FP 15 RR B	7.058	0.107	1:22.740	FP 15 RR B
37	19	Trond Rusthen	A	1:21.542	Sammenlagt alle klasser dag 1 og 2	7.091	0.033	1:21.858	Sammenlagt alle klasser dag 1 og 2
38	74	Øyvind Osa	B	1:21.722	FP 16 RR B	7.271	0.180	1:22.052	FP 19 RR B
39	113	Tage Thorkildsen	C	1:21.913	FP 20 RR B	7.462	0.191	1:22.169	FP 20 RR B
40	117	Åsmund Amdahl Torjussen	B	1:22.043	FP 17 RR B	7.592	0.130	1:22.363	FP 17 RR B
41	6	Micke Elias Meltveit	C	1:22.693	Sammenlagt alle klasser dag 1 og 2	8.242	0.650	1:22.794	FP 16 RR B
42	7	Lars Bjørge	B	1:22.998	Sammenlagt alle klasser dag 1 og 2	8.547	0.305	1:22.998	Sammenlagt alle klasser dag 1 og 2
43	16	Kevin Conrad Olsen	C	1:23.039	FP 19 RR B	8.588	0.041	1:23.833	FP 15 RR B
44	93`	Dag Rasmussen	B	1:23.226	FP 17 RR B	8.775	0.187	1:23.243	FP 17 RR B
45	131	Marius Christensen	B	1:23.281	FP 20 RR B	8.830	0.055	1:23.785	FP 20 RR B
46	31	Isak Hagen Rotnes	B	1:23.360	Sammenlagt alle klasser dag 1 og 2	8.909	0.079	1:23.424	FP 20 RR B
47	116	Gjermund Meltveit	C	1:23.432	FP 16 RR B	8.981	0.072	1:23.540	FP 17 RR B
48	54	Ole Sem	C	1:23.469	FP 20 RR B	9.018	0.037	1:24.229	FP 20 RR B
49	25	Alireza Nikkhou	B	1:23.513	FP 17 RR B	9.062	0.044	1:23.796	FP 16 RR B
50	24	Ole Ravndal	C	1:23.821	FP 19 RR B	9.370	0.308	1:24.052	FP 19 RR B
51	18	Espen Bekkhus	B	1:23.822	FP 15 RR B	9.371	0.001	1:24.064	FP 16 RR B
52	711	Arve Enersen	B	1:23.858	FP 17 RR B	9.407	0.036	1:24.086	FP 20 RR B
53	177	Arne Johan Ibsen	B	1:24.304	FP 15 RR B	9.853	0.446	1:25.201	Sammenlagt alle klasser dag 1 og 2
54	93	Patrik Ommedal	B	1:24.352	FP 15 RR B	9.901	0.048	1:24.456	FP 16 RR B
55	173	Arne Valand-Lie	C	1:24.502	FP 14 RR B	10.051	0.150	1:25.235	FP 14 RR B
56	89	Manigirdas Miltenis	C	1:24.586	FP 16 RR B	10.135	0.084	1:24.888	FP 16 RR B
57	765	Arve Steinsland	C	1:24.672	FP 15 RR B	10.221	0.086	1:25.309	FP 15 RR B
58	82	Henrik Haaverstein	C	1:24.751	FP 19 RR C	10.300	0.079	1:25.319	FP 20 RR C
59	32	Live Sunniva Gladheim	C	1:24.914	FP 20 RR B	10.463	0.163	1:25.191	FP 15 RR B
60	11	Ørjan R Stokmann	B	1:24.961	FP 15 RR B	10.510	0.047	1:25.274	FP 15 RR B
61	50	Jahn Christopher Nævdal	B	1:25.177	FP 20 RR B	10.726	0.216	1:25.458	FP 20 RR B
62	85	Marion Straume Asheim	C	1:25.636	FP 16 RR B	11.185	0.459	1:25.814	FP 16 RR B

Chief of Timing & Scoring: Timekeeping.no

Race Director: Terje Granheim

Orbits

www.mylaps.com

Licensed to: Timekeeping.no

Timing and results are not official.

Printed: 17.07.2021 19:02:27




## BikePort Grand Opening KNA

Sorted on best lap time

Bikeport Grand Opening KNA

Motorcenter Norway 2021 2,324 km

Sammenlagt alle klasser dag 1-2 og 3



Pos	No.	Name	Class	Overall BestTm	In Session	Diff	Gap	2nd Overall Time	2nd Session
63	23	Jon-Helge Økland	B	1:25.693	FP 15 RR C	11.242	0.057	1:25.771	FP 15 RR C
64	141	Daniel Nesbø	B	1:25.859	FP 20 RR C	11.408	0.166	1:25.922	FP 20 RR C
65	121	Teppo Jokela	C	1:26.089	FP 15 RR C	11.638	0.230	1:26.198	FP 15 RR C
66	201	Gunnar Netland	C	1:26.135	FP 17 RR C	11.684	0.046	1:26.706	FP 17 RR C
67	73	Troy Rasmussen	C	1:26.275	FP 18 RR C	11.824	0.140	1:26.500	FP 19 RR C
68	257	Hans Bergstrøm	C	1:26.537	FP 19 RR C	12.086	0.262	1:27.114	FP 19 RR C
69	74`	Christopher Stoltenberg	C	1:26.705	FP 20 RR C	12.254	0.168	1:26.950	FP 20 RR C
70	149	Steinar Andersen	B	1:26.780	FP 17 RR C	12.329	0.075	1:27.078	FP 17 RR C
71	81	Elizabeth Kobberød	A	1:26.840	Sammenlagt alle klasser dag 1 og 2	12.389	0.060	1:27.473	Sammenlagt alle klasser dag 1 og 2
72	91	Erik Jagdum	C	1:27.007	Sammenlagt alle klasser dag 1 og 2	12.556	0.167	1:27.760	Sammenlagt alle klasser dag 1 og 2
73	15	Veili-P Velininen	B	1:27.391	FP 17 RR C	12.940	0.384	1:27.412	FP 19 RR C
74	15	Håvard Fossen	C	1:28.336	FP 19 RR C	13.885	0.945	1:28.449	FP 20 RR C
75	51	Roy Storli	C	1:28.436	FP 18 RR C	13.985	0.100	1:28.914	FP 19 RR C
76	29	Kenneth Rongved	C	1:28.890	FP 18 RR C	14.439	0.454	1:29.056	FP 19 RR C
77	98	Frida Birkeland	C	1:28.941	FP 20 RR C	14.490	0.051	1:29.043	FP 19 RR C
78	5	Fredrik Ansgar Storli	C	1:29.840	FP 17 RR C	15.389	0.899	1:30.271	FP 19 RR C
79	10	Alexander Araya	B	1:31.082	Sammenlagt alle klasser dag 1 og 2	16.631	1.242	1:31.248	FP 15 RR C
80	20	Stig Chr Bjørndal-Riis	B	1:31.954	FP 16 RR C	17.503	0.872	1:32.494	FP 16 RR C
81	47	Jørgen Vikingstad	C	1:32.489	Sammenlagt alle klasser dag 1 og 2	18.038	0.535	1:33.381	Sammenlagt alle klasser dag 1 og 2
82	675	Terje Stokka	C	1:32.661	FP 19 RR C	18.210	0.172	1:33.176	FP 19 RR C
83	907	Roar Flatebø	C	1:34.039	FP 15 RR C	19.588	1.378	1:34.177	FP 15 RR C
84	69	Liam Krumsvik	C	1:34.162	FP 17 RR C	19.711	0.123	1:34.294	FP 18 RR C
85	161	Knut Å. Hovet	C	1:36.821	FP 18 RR C	22.370	2.659	1:37.360	FP 18 RR C
86	81`	Morten Gaski	C	1:37.097	Sammenlagt alle klasser dag 1 og 2	22.646	0.276	1:37.701	FP 17 RR C
87	96`	LIZ sin uteleitransponder	C	1:37.714	Sammenlagt alle klasser dag 1 og 2	23.263	0.617	1:38.106	Sammenlagt alle klasser dag 1 og 2
88	1	Justyna Haagensen	C	1:37.787	FP 19 RR C	23.336	0.073	1:37.817	FP 19 RR C
89	52	Jarle Hafver	C	1:42.015	FP 18 RR C	27.564	4.228	1:43.057	FP 18 RR C
90	61`	Jakob Thorstensen	C	1:43.088	FP 15 RR C	28.637	1.073	1:44.392	FP 15 RR C
91	11`	Einar Andersen	C	1:43.925	FP 15 RR C	29.474	0.837	1:44.625	FP 17 RR C
92	43	Caroline Olsen	A		FP 15 RR A				FP 15 RR A

Chief of Timing & Scoring: Timekeeping.no

Race Director: Terje Granheim

Orbits

Timing and results are not official.

Printed: 17.07.2021 19:02:27

www.mylaps.com

Licensed to: Timekeeping.no