




BikePort Grand Opening KNA

Sorted on best lap time

Bikeport Grand Opening KNA

Motorcenter Norway 2021 2,324 km

Sammenlagt alle klasser dag 1 og 2



Pos	No.	Name	Class	Overall BestTm	In Session	Diff	Gap	2nd Overall Time	2nd Session
A									
1	991	René Arnesen	A	1:16.201	Sammenlagt alle klasser dag 1			1:16.595	Sammenlagt alle klasser dag 1
2	96	Anders Valle	A	1:17.731	FP 12 RR A	1.530	1.530	1:18.061	FP 12 RR A
3	181	Daniel Grøtting	A	1:18.193	FP 12 RR A	1.992	0.462	1:18.310	FP 12 RR A
4	32	Frank Tøsdal	A	1:18.276	FP 08 RR A	2.075	0.083	1:19.113	FP 12 RR A
5	70	Tore Stene	A	1:18.302	FP 11 RR A	2.101	0.026	1:18.775	FP 11 RR A
6	992	Anders Askeland	A	1:18.470	FP 12 RR A	2.269	0.168	1:19.273	FP 12 RR A
7	71	Terje Valaker	A	1:18.532	FP 08 RR A	2.331	0.062	1:18.811	FP 08 RR A
8	72	Jan Nordhagen	A	1:19.166	FP 09 RR A	2.965	0.028	1:19.299	FP 09 RR A
9	123	stig husebø	A	1:19.203	FP 12 RR A	3.002	0.037	1:19.373	FP 12 RR A
10	14	Martin Høyland	A	1:19.237	FP 11 RR A	3.036	0.034	1:19.553	FP 08 RR A
11	52	Gunnar Thøgersen	A	1:19.329	FP 13 RR A	3.128	0.092	1:19.355	FP 13 RR A
12	9	Morten Johnsen	A	1:19.456	FP 09 RR A	3.255	0.127	1:19.679	FP 09 RR A
13	40	Tommy Ellertsen	A	1:19.565	FP 12 RR A	3.364	0.109	1:19.576	FP 12 RR A
14	161	Rune Kvåle	A	1:20.259	FP 09 RR A	4.058	0.346	1:20.281	FP 11 RR A
15	61	Kenneth Birkeland	A	1:20.418	FP 12 RR A	4.217	0.159	1:21.106	FP 12 RR A
16	188	Kristian Skjørshammer	A	1:20.467	FP 09 RR A	4.266	0.049	1:20.476	FP 09 RR A
17	19	Trond Rusthen	A	1:21.542	FP 11 RR A	5.341	1.075	1:21.858	FP 11 RR A
18	33	Paul Meland	A	1:23.303	FP 12 RR A	7.102	0.305	1:23.370	FP 12 RR A
19	44	Jan andre Landsnes	A	1:23.372	FP 12 RR B	7.171	0.012	1:23.679	FP 12 RR B
20	81	Elizabeth Kobberød	A	1:26.840	Sammenlagt alle klasser dag 1	10.639	0.092	1:27.473	Sammenlagt alle klasser dag 1
B									
1	270	Terje Baklid	B	1:18.736	FP 09 RR A	2.535	0.204	1:19.050	FP 08 RR A
2	56	Kim Møller	B	1:18.917	FP 08 RR A	2.716	0.181	1:19.025	FP 09 RR A
3	14	Iven Husebø	B	1:19.138	FP 12 RR A	2.937	0.221	1:19.315	FP 12 RR A
4	32`	Trond Tøsdal	B	1:19.575	FP 08 RR A	3.374	0.010	1:19.677	FP 12 RR A
5	23`	Martin Eriksen	B	1:19.837	FP 12 RR A	3.636	0.262	1:20.034	FP 12 RR A
6	110	Kristian Salö	B	1:19.913	FP 08 RR A	3.712	0.076	1:20.388	FP 08 RR A
7	29	Kristoffer Mellingen	B	1:21.671	FP 09 RR A	5.470	0.129	1:21.866	FP 08 RR A

Chief of Timing & Scoring: Timekeeping.no

Orbits

Race Director: Terje Granheim

Timing and results are not official.

www.mylaps.com
Licensed to: Timekeeping.no




BikePort Grand Opening KNA

Sorted on best lap time

Bikeport Grand Opening KNA

Motorcenter Norway 2021 2,324 km

Sammenlagt alle klasser dag 1 og 2



Pos	No.	Name	Class	Overall BestTm	In Session	Diff	Gap	2nd Overall Time	2nd Session
8	22	Desirée Sterner	B	1:21.911	FP 08 RR A	5.710	0.034	1:21.983	FP 13 RR B
9	71	Svein Nordhagen	B	1:22.737	FP 11 RR B	6.536	0.044	1:23.136	FP 08 RR B
10	74	Øyvind Osa	B	1:22.992	FP 11 RR B	6.791	0.255	1:23.163	FP 11 RR B
11	7	Lars Bjørgero	B	1:22.998	FP 09 RR B	6.797	0.006	1:23.568	FP 09 RR B
12	72	Chris Mysager Astrup	B	1:23.345	FP 08 RR B	7.144	0.042	1:23.839	FP 13 RR B
13	117	Åsmund Amdahl Torjussen	B	1:23.348	FP 12 RR B	7.147	0.003	1:23.495	FP 12 RR B
14	31	Isak Hagen Rotnes	B	1:23.360	FP 07 RR A	7.159	0.012	1:24.117	FP 07 RR A
15	12	kevin jensen	B	1:23.405	FP 07 RR B	7.204	0.033	1:24.653	FP 07 RR B
16	418	Asbjørn Larsen	B	1:23.512	FP 07 RR B	7.311	0.107	1:23.833	FP 09 RR B
17	25	Alireza Nikkhou	B	1:23.939	FP 12 RR B	7.738	0.427	1:24.443	FP 12 RR B
18	711	Arve Enersen	B	1:24.242	FP 08 RR B	8.041	0.303	1:24.331	FP 08 RR B
19	93`	Dag Rasmussen	B	1:24.389	FP 10 RR B	8.188	0.077	1:25.147	FP 10 RR B
20	18	Espen Bekkhus	B	1:24.863	FP 09 RR B	8.662	0.474	1:25.229	FP 09 RR B
21	177	Arne Johan Ibsen	B	1:25.165	FP 09 RR C	8.964	0.002	1:25.201	FP 09 RR C
22	93	Patrik Ommedal	B	1:25.215	FP 12 RR B	9.014	0.025	1:25.797	FP 12 RR B
23	131	Marius Christensen	B	1:25.315	FP 07 RR B	9.114	0.100	1:25.729	FP 11 RR B
24	11	Ørjan R Stokmann	B	1:26.748	FP 13 RR C	10.547	0.210	1:27.507	FP 13 RR C
25	23	Jon-Helge Økland	B	1:27.013	FP 12 RR B	10.812	0.006	1:27.152	FP 12 RR B
26	149	Steinar Andersen	B	1:28.214	FP 08 RR C	12.013	0.250	1:28.988	FP 08 RR C
27	141	Daniel Nesbø	B	1:29.951	FP 11 RR C	13.750	0.035	1:31.152	FP 12 RR C
28	15	Veili-P Velininen	B	1:30.124	FP 08 RR C	13.923	0.134	1:30.144	FP 09 RR C
29	10	Alexander Araya	B	1:31.082	FP 13 RR C	14.881	0.535	1:33.073	FP 12 RR C
30	20	Stig Chr Bjørndal-Riis	B	1:36.485	Sammenlagt alle klasser dag 1	20.284	0.478	1:37.470	Sammenlagt alle klasser dag 1

C

1	4	Svein Rognmo	C	1:21.816	FP 08 RR B	5.615	0.145	1:22.134	FP 12 RR B
2	2	Anna Jårvik	C	1:21.877	FP 08 RR B	5.676	0.061	1:22.228	FP 10 RR B
3	87	Troy Magne Sem	C	1:21.937	FP 13 RR B	5.736	0.026	1:22.161	FP 13 RR B
4	11	Fredrik Taksdal	C	1:22.245	FP 09 RR B	6.044	0.308	1:22.275	FP 09 RR B
5	113	Tage Thorkildsen	C	1:22.446	FP 07 RR B	6.245	0.201	1:22.513	FP 07 RR B
6	6	Micke Elias Meltveit	C	1:22.693	FP 13 RR B	6.492	0.247	1:23.558	FP 13 RR B

Chief of Timing & Scoring: Timekeeping.no

Orbits

Race Director: Terje Granheim

Timing and results are not official.

www.mylaps.com
Licensed to: Timekeeping.no




BikePort Grand Opening KNA

Sorted on best lap time

Bikeport Grand Opening KNA

Motorcenter Norway 2021 2,324 km

Sammenlagt alle klasser dag 1 og 2



Pos	No.	Name	Class	Overall BestTm	In Session	Diff	Gap	2nd Overall Time	2nd Session
7	16	Kevin Conrad Olsen	C	1:24.280	FP 08 RR B	8.079	0.038	1:24.611	FP 09 RR B
8	116	Gjermund Meltveit	C	1:24.312	FP 12 RR B	8.111	0.032	1:24.907	FP 12 RR B
9	32	Live Sunniva Gladheim	C	1:25.163	FP 09 RR B	8.962	0.300	1:25.435	FP 09 RR B
10	54	Ole Sem	C	1:25.190	FP 13 RR C	8.989	0.025	1:25.831	FP 11 RR C
11	24	Ole Ravndal	C	1:25.461	FP 10 RR C	9.260	0.146	1:26.435	FP 12 RR C
12	89	Manigirdas Miltenis	C	1:26.357	FP 10 RR C	10.156	0.896	1:27.708	FP 13 RR C
13	173	Arne Valand-Lie	C	1:26.482	FP 09 RR B	10.281	0.125	1:26.859	FP 11 RR B
14	765	Arve Steinsland	C	1:26.538	FP 09 RR B	10.337	0.056	1:27.945	FP 09 RR B
15	91	Erik Jagdum	C	1:27.007	FP 10 RR C	10.806	0.167	1:27.760	FP 10 RR C
16	121	Teppo Jokela	C	1:27.826	FP 07 RR B	11.625	0.813	1:28.010	FP 07 RR B
17	82	Henrik Haaverstein	C	1:27.964	FP 13 RR C	11.763	0.138	1:28.484	FP 13 RR C
18	201	Gunnar Netland	C	1:29.033	FP 09 RR C	12.832	0.819	1:29.709	FP 12 RR C
19	15	Håvard Fossen	C	1:29.916	FP 11 RR C	13.715	0.883	1:29.950	FP 11 RR C
20	257	Hans Bergstrøm	C	1:29.990	FP 09 RR C	13.789	0.039	1:30.364	FP 11 RR C
21	51	Roy Storli	C	1:30.499	FP 08 RR C	14.298	0.375	1:30.743	FP 09 RR C
22	74`	Christopher Stoltenberg	C	1:30.547	FP 13 RR C	14.346	0.048	1:30.944	FP 13 RR C
23	29	Kenneth Rongved	C	1:32.257	FP 13 RR C	16.056	1.175	1:32.793	FP 13 RR C
24	5	Fredrik Ansgar Storli	C	1:32.354	FP 12 RR C	16.153	0.097	1:32.671	FP 13 RR C
25	47	Jørgen Vikingstad	C	1:32.489	FP 12 RR C	16.288	0.135	1:33.381	FP 09 RR C
26	907	Roar Flatebø	C	1:34.130	Sammenlagt alle klasser dag 1	17.929	1.641	1:34.524	FP 13 RR C
27	85	Marion Straume Asheim	C	1:34.847	FP 11 RR C	18.646	0.717	1:37.817	FP 10 RR C
28	675	Terje Stokka	C	1:36.007	Sammenlagt alle klasser dag 1	19.806	1.160	1:36.114	Sammenlagt alle klasser dag 1
29	81`	Morten Gaski	C	1:37.097	FP 13 RR C	20.896	0.612	1:37.711	FP 13 RR C
30	96`	LIZ sin uteleitransponder	C	1:37.714	FP 12 RR C	21.513	0.617	1:38.106	FP 12 RR C
31	1	Justyna Haagensen	C	1:38.014	FP 13 RR C	21.813	0.300	1:38.767	FP 13 RR C
32	69	Liam Krumsvik	C	1:38.469	FP 12 RR C	22.268	0.455	1:39.622	FP 10 RR C
33	161	Knut Å. Hovet	C	1:39.257	FP 09 RR C	23.056	0.788	1:39.520	FP 11 RR C
34	11`	Einar Andersen	C	1:45.941	FP 12 RR C	29.740	6.684	1:46.888	FP 12 RR C
35	61`	Jakob Thorstensen	C	1:46.886	FP 08 RR C	30.685	0.945	1:47.213	FP 12 RR C

Chief of Timing & Scoring: Timekeeping.no

Orbits

Race Director: Terje Granheim

Timing and results are not official.

www.mylaps.com
Licensed to: Timekeeping.no