



Vålerbanen
Racing Circuit



TIDTAKER
TIMEKEEPING.NO

Treningsweekend roadracing SMCK


2-NC 600 + 1000

Vålerbanen Racing Circuit 2,274 km

Practice 04 - NC 600 + 1000

30.04.2022 15:05

Practice (25:00 Time) started at 15:05:00



Lap	Time of Day	Lap Tm	S1	S2	S3
(126) Thomas/Øystein Sigvartsen/Nettum					
1	15:09:32.170			20.525	22.688
2	15:10:35.729	1:03.559	22.293	19.283	21.983
3	15:11:38.933	1:03.204	21.543	19.188	22.473
4	15:12:40.968	1:02.035	21.418	19.060	21.557
5	15:13:59.573	1:18.605	23.675	26.741	28.189
6	15:15:15.787	1:16.214	26.311	28.149	21.754
7	15:16:16.807	1:01.020	21.173	18.725	21.122
p8	15:17:25.049	1:08.242	21.074	20.252	
9	15:19:46.751	2:21.702		22.046	24.062

Lap	Time of Day	Lap Tm	S1	S2	S3
(40') Tor Henning Molstad					
1	15:12:02.650			21.721	24.122
2	15:13:12.207	1:09.557	24.168	21.493	23.896
3	15:14:20.666	1:08.459	23.596	21.362	23.501
4	15:15:28.462	1:07.796	23.838	20.803	23.155
5	15:16:35.578	1:07.116	23.258	20.796	23.062
6	15:17:42.870	1:07.292	23.277	20.925	23.090
7	15:18:51.669	1:08.799	24.252	21.426	23.121
8	15:19:59.840	1:08.171	23.982	21.202	22.987

Lap	Time of Day	Lap Tm	S1	S2	S3
(70) Tore stene					
1	15:07:42.755			21.217	22.851
2	15:08:49.438	1:06.683	22.338	20.234	24.111
3	15:09:54.715	1:05.277	23.261	20.157	21.859
4	15:11:03.426	1:08.711	21.987	21.609	25.115
5	15:12:07.100	1:03.674	22.021	19.617	22.036
6	15:13:12.330	1:05.230	23.351	20.145	21.734
7	15:14:15.652	1:03.322	21.701	19.607	22.014
8	15:15:18.362	1:02.710	21.735	19.442	21.533
9	15:16:21.198	1:02.836	21.297	19.459	22.080
10	15:17:24.151	1:02.953	21.610	19.300	22.043
p11	15:18:42.926	1:18.775	25.101	22.932	

Lap	Time of Day	Lap Tm	S1	S2	S3
(6) Rune Vangen					
1	15:08:48.535			21.962	24.290
2	15:09:59.737	1:11.202	24.677	22.476	24.049
3	15:11:10.330	1:10.593	24.395	22.260	23.938
4	15:12:20.599	1:10.269	24.865	21.698	23.706
5	15:13:28.701	1:08.102	24.314	20.706	23.082
6	15:14:37.515	1:08.814	23.116	21.700	23.998
7	15:15:44.691	1:07.176	23.036	20.743	23.397
8	15:16:52.368	1:07.677	23.011	20.954	23.712
9	15:17:59.531	1:07.163	22.855	20.899	23.409
10	15:19:09.168	1:09.637	23.923	22.130	23.584
11	15:20:17.082	1:07.914	23.654	20.852	23.408

Lap	Time of Day	Lap Tm	S1	S2	S3
(29) Audun Gundersen					
1	15:07:00.423			21.324	23.552
2	15:08:07.734	1:07.311	23.711	20.529	23.071
3	15:09:15.552	1:07.818	23.711	20.864	23.243
4	15:10:24.129	1:08.577	24.159	21.405	23.013
5	15:11:31.455	1:07.326	23.229	20.834	23.263
6	15:12:38.619	1:07.164	23.364	20.856	22.944
7	15:13:48.726	1:10.107	25.231	21.041	23.835
8	15:14:56.008	1:07.282	23.379	20.579	23.324
9	15:16:06.501	1:10.493	24.726	21.440	24.327
10	15:17:15.224	1:08.723	24.729	20.825	23.169
11	15:18:21.335	1:06.111	23.152	20.316	22.643
12	15:19:28.096	1:06.761	23.152	21.144	22.465
13	15:20:38.130	1:10.034	23.323	23.169	23.542

Lap	Time of Day	Lap Tm	S1	S2	S3
(40') Bastian N. Sagen					
1	15:06:41.181			22.398	23.916
2	15:07:50.679	1:09.498	24.394	21.205	23.899
3	15:08:58.874	1:08.195	24.089	20.774	23.332
4	15:10:08.986	1:10.112	25.023	21.255	23.834
5	15:11:20.391	1:11.405	24.764	21.112	25.529
6	15:12:30.436	1:10.045	24.798	21.162	24.085
7	15:13:40.802	1:10.366	25.092	22.063	23.211
8	15:14:50.187	1:09.385	24.323	20.769	24.293
9	15:15:57.719	1:07.532	23.862	20.649	23.021
10	15:17:05.011	1:07.292	23.560	20.699	23.033
11	15:18:12.596	1:07.585	23.797	21.090	22.698
12	15:19:25.088	1:12.492	24.669	24.422	23.401
13	15:20:37.548	1:12.460	24.396	24.500	23.564

Lap	Time of Day	Lap Tm	S1	S2	S3
(258) Ruben Balestrand					
1	15:06:49.791			22.266	24.029
2	15:08:00.873	1:11.082	24.870	22.458	23.754
3	15:09:10.398	1:09.525	23.876	21.364	24.285
4	15:10:18.302	1:07.904	23.369	21.310	23.225
5	15:11:26.917	1:08.615	23.267	21.255	24.093
6	15:12:36.960	1:10.043	24.787	21.666	23.590
7	15:13:44.992	1:08.032	23.044	21.057	23.931
8	15:14:54.105	1:09.113	24.112	21.276	23.725
9	15:16:03.570	1:09.465	24.384	21.854	23.227
10	15:17:11.127	1:07.557	23.255	21.141	23.161
11	15:18:17.541	1:06.414	22.946	20.759	22.709
12	15:19:25.912	1:08.371	22.684	22.784	22.903
13	15:20:38.143	1:12.231	24.015	24.292	23.924

Lap	Time of Day	Lap Tm	S1	S2	S3
(30) Jon Terje Ødegaard					
1	15:08:32.913			22.685	23.760
2	15:09:41.921	1:09.008	23.906	21.430	23.672
3	15:10:50.814	1:08.893	23.844	21.547	23.502
4	15:11:59.087	1:08.273	23.454	21.245	23.574
5	15:13:07.491	1:08.404	23.893	21.084	23.427
6	15:14:15.474	1:07.983	23.462	21.164	23.357
7	15:15:23.305	1:07.831	23.706	20.956	23.169
8	15:16:30.603	1:07.298	23.209	20.833	23.256
p9	15:17:45.313	1:14.710	23.285	20.814	
p10	15:19:36.700	1:51.387		21.739	

Lap	Time of Day	Lap Tm	S1	S2	S3
(46) Tor Eskil Lian					
1	15:07:53.454			21.296	23.556
2	15:09:02.118	1:08.664	23.967	21.140	23.557
3	15:10:09.378	1:07.260	23.555	20.599	23.106
4	15:11:19.306	1:09.928	24.551	21.424	23.953
5	15:12:28.172	1:08.866	24.243	21.442	23.181
6	15:13:35.437	1:07.265	23.393	21.025	22.847
7	15:14:42.095	1:06.658	23.111	20.704	22.843
8	15:15:49.362	1:07.267	22.810	20.956	23.501
9	15:16:58.642	1:09.280	24.220	21.052	24.008
10	15:18:05.912	1:07.270	24.004	20.575	22.691

Lap	Time of Day	Lap Tm	S1	S2	S3
(13) Gard Nedrebo					
1	15:06:47.836			21.251	24.299
2	15:07:59.973	1:12.137	26.094	22.421	23.622
3	15:09:10.874	1:10.901	23.503	21.866	25.532
4	15:10:21.336	1:10.462	24.494	21.901	24.067
5	15:11:29.127	1:07.791	23.480	20.988	23.323
6	15:12:38.461	1:09.334	23.565	21.665	24.104
7	15:13:50.087	1:11.626	25.149	22.049	24.428
8	15:14:59.571	1:09.484	24.442	21.147	23.895
9	15:16:08.838	1:09.267	24.771	20.992	23.504
10	15:17:20.603	1:11.765	24.911	22.664	24.190
11	15:18:29.728	1:09.125	24.078	21.049	23.998
12	15:19:37.636	1:07.908	23.475	21.444	22.989



Vålerbanen
Racing Circuit



TIDTAKER
TIMEKEEPING.NO

Treningsweekend roadracing SMCK


2-NC 600 + 1000

Vålerbanen Racing Circuit 2,274 km

Practice 04 - NC 600 + 1000

30.04.2022 15:05

Practice (25:00 Time) started at 15:05:00



Lap	Time of Day	Lap Tm	S1	S2	S3
(40) Kim Rønningen					
1	15:06:19.480			21.963	24.289
2	15:07:30.679	1:11.199	24.921	22.056	24.222
3	15:08:41.531	1:10.852	24.593	21.532	24.727
4	15:09:51.834	1:10.303	24.576	21.417	24.310
5	15:11:03.791	1:11.957	24.378	21.780	25.799
6	15:12:15.476	1:11.685	25.453	21.724	24.508
7	15:13:25.882	1:10.406	24.609	21.680	24.117
8	15:14:37.885	1:12.003	25.272	22.197	24.534
9	15:15:46.396	1:08.511	23.719	21.232	23.560
p10	15:17:04.422	1:18.026	25.107	22.255	

(18) Espen Bekkhuss					
1	15:11:09.879			22.893	24.943
2	15:12:21.203	1:11.324	24.812	21.965	24.547
3	15:13:31.370	1:10.167	25.262	21.400	23.505
4	15:14:39.993	1:08.623	24.017	21.336	23.270
5	15:15:48.973	1:08.980	24.161	21.370	23.449
6	15:16:58.422	1:09.449	24.089	21.356	24.004
7	15:18:07.286	1:08.864	23.944	21.567	23.353
8	15:19:19.103	1:11.817	24.687	22.988	24.142
9	15:20:28.389	1:09.286	24.326	21.667	23.293

(90') Andreas Rongevær					
1	15:07:25.250			22.569	24.583
2	15:08:36.925	1:11.675	25.215	22.501	23.959
3	15:09:46.634	1:09.709	24.036	21.561	24.112
4	15:10:57.188	1:10.554	25.193	21.369	23.992
5	15:12:06.724	1:09.536	24.167	21.551	23.818
6	15:13:16.617	1:09.893	23.979	21.305	24.609
7	15:14:27.147	1:10.530	24.794	21.674	24.062
p8	15:15:45.473	1:18.326	23.819	21.171	
9	15:17:15.108	1:29.635	21.291	23.589	
10	15:18:24.368	1:09.260	21.199	23.529	
11	15:19:33.296	1:08.928	23.742	21.457	23.729
12	15:20:41.977	1:08.681	23.821	21.428	23.432

(646) Jan Erik Høiby					
1	15:07:48.124			22.121	24.810
2	15:08:58.232	1:10.108	24.382	21.436	24.290
3	15:10:08.427	1:10.195	24.532	21.360	24.303
4	15:11:18.694	1:10.267	24.414	21.674	24.179
5	15:12:27.472	1:08.778	24.264	21.022	23.492
p6	15:13:42.398	1:14.926	23.834	21.958	

(97) Helge Mosveen					
1	15:06:46.281			22.633	24.387
2	15:07:56.621	1:10.340	24.456	21.736	24.148
3	15:09:07.239	1:10.618	25.033	21.793	23.792
4	15:10:16.259	1:09.020	24.031	21.372	23.617
5	15:11:26.715	1:10.456	24.343	21.859	24.254
6	15:12:38.108	1:11.393	25.348	21.892	24.153
7	15:13:49.686	1:11.578	25.324	21.965	24.289
8	15:15:00.493	1:10.807	24.669	21.891	24.247
9	15:16:10.805	1:10.312	24.522	21.443	24.347
10	15:17:22.857	1:12.052	25.137	21.827	25.088
11	15:18:37.877	1:15.020	25.107	23.510	26.403
12	15:19:53.588	1:15.711	24.901	25.369	25.441

(17) Christian Hansen					
1	15:09:10.261			22.717	25.108
2	15:10:21.691	1:11.430	24.861	21.909	24.660
3	15:11:31.427	1:09.736	24.360	21.251	24.125
4	15:12:40.502	1:09.075	24.286	21.263	23.526
5	15:13:50.456	1:09.954	23.986	21.618	24.350
6	15:15:00.925	1:10.469	24.647	21.818	24.004

7	15:16:11.712	1:10.787	24.862	21.224	24.701
8	15:17:23.421	1:11.709	24.638	22.245	24.826

(33) Ørjan R Stokmann					
1	15:11:09.994			22.773	25.791
2	15:12:22.163	1:12.169	25.637	22.313	24.219
3	15:13:33.135	1:10.972	25.006	22.216	23.750
4	15:14:43.022	1:09.887	24.297	21.592	23.998
5	15:15:52.719	1:09.697	24.410	21.631	23.656
6	15:17:01.991	1:09.272	24.024	21.376	23.872
7	15:18:11.874	1:09.883	24.208	21.750	23.925
8	15:19:24.667	1:12.793	24.949	24.077	23.767
9	15:20:37.391	1:12.724	24.420	24.274	24.030

(22) Dessi Sterner					
1	15:08:04.228			22.177	24.850
2	15:09:15.852	1:11.624	24.503	22.505	24.616
3	15:10:28.922	1:13.070	24.586	22.781	25.703
p4	15:11:43.631	1:14.709	24.342	22.118	
5	15:13:10.493	1:26.862		21.551	24.115
6	15:14:20.210	1:09.717		21.646	24.374
7	15:15:30.042	1:09.832	23.913	21.550	24.369
p8	15:16:45.251	1:15.209	24.338	22.455	
9	15:18:58.041	2:12.790		23.178	24.694
10	15:20:07.385	1:09.344		21.630	24.165

(23) Morten Midtlie					
1	15:06:37.884			22.347	24.369
2	15:07:48.416	1:10.532	24.776	21.343	24.413
3	15:08:58.549	1:10.133	24.585	21.268	24.280
4	15:10:08.669	1:10.120	24.838	21.263	24.019
5	15:11:20.550	1:11.881	24.623	21.952	25.306
6	15:12:31.743	1:11.193	25.144	21.646	24.403
7	15:13:42.211	1:10.468	24.070	22.372	24.026
8	15:14:54.780	1:12.569	25.297	21.814	25.458
9	15:16:06.506	1:11.726	24.855	22.061	24.810
10	15:17:19.948	1:13.442	25.822	23.282	24.338
p11	15:18:39.985	1:20.037	24.600	22.002	

(356) Andreas Hansen					
1	15:06:39.162			22.845	24.570
2	15:07:50.638	1:11.476	25.232	21.848	24.396
3	15:09:02.889	1:12.251	25.739	21.953	24.559
4	15:10:14.681	1:11.792	25.282	21.958	24.552
5	15:11:26.175	1:11.494	25.258	22.131	24.105
6	15:12:37.430	1:11.255	25.185	21.719	24.351
7	15:13:48.749	1:11.319	24.915	22.064	24.340
8	15:14:59.074	1:10.325	24.841	21.550	23.934
9	15:16:10.059	1:10.985	25.040	21.875	24.070
10	15:17:22.047	1:11.988	25.386	21.971	24.631
11	15:18:33.800	1:11.753	25.302	22.590	23.861
12	15:19:44.533	1:10.733	24.382	22.461	23.890

(357) Jo Sætre					
1	15:11:23.233			22.297	24.314
2	15:12:34.184	1:10.951	24.759	21.907	24.285
3	15:13:44.602	1:10.418	24.593	21.603	24.222
4	15:14:56.019	1:11.417	25.252	21.711	24.454
5	15:16:08.252	1:12.233	25.339	22.164	24.730
6	15:17:19.152	1:10.900	25.300	21.680	23.920
7	15:18:30.610	1:11.458	24.854	22.087	24.517
p8	15:19:56.209	1:25.599	25.133	25.751	

(96) Oddgeir Mikkelrud					
1	15:08:02.525			23.624	25.208
2	15:09:15.076	1:12.551	25.907	22.414	24.230

Chief of Timing & Scoring: www.Timekeeping.no

Orbits

Race Director: Roy Øwre

Sport Rescue Team.

Timing and results are not official.

www.mylaps.com

Licensed to: Timekeeping.no

Printed: 30.04.2022 15:25:39

Page 2/3



Treningsweekend roadracing SMCK


2-NC 600 + 1000

Vålerbanen Racing Circuit 2,274 km

Practice 04 - NC 600 + 1000

30.04.2022 15:05

Practice (25:00 Time) started at 15:05:00



Lap	Time of Day	Lap Tm	S1	S2	S3
3	15:10:28.211	1:13.135	24.919	22.959	25.257
4	15:11:39.301	1:11.090	24.775	22.130	24.185
5	15:12:49.875	1:10.574	24.965	21.844	23.765
6	15:14:00.843	1:10.968	24.460	22.225	24.283
7	15:15:11.439	1:10.596	24.570	21.764	24.262
8	15:16:21.981	1:10.542	24.412	21.919	24.211
9	15:17:33.046	1:11.065	24.707	22.086	24.272
10	15:18:44.382	1:11.336	24.675	22.522	24.139
11	15:19:56.345	1:11.963	24.993	22.453	24.517

(11) Fredrik Taksdal

1	15:07:44.950			23.329	25.504
2	15:08:56.621	1:11.671	25.052	21.988	24.631
3	15:10:07.440	1:10.819	24.792	21.678	24.349
4	15:11:20.161	1:12.721	24.571	22.180	25.970
5	15:12:31.730	1:11.569	24.675	22.288	24.606
6	15:13:43.578	1:11.848	24.763	22.293	24.792
7	15:14:55.588	1:12.010	24.838	22.167	25.005
8	15:16:07.703	1:12.115	24.912	22.689	24.514
9	15:17:21.506	1:13.803	25.015	23.808	24.980
p10	15:18:45.671	1:24.165	25.319	22.552	

(36) Kornelius Haaland

1	15:07:34.293			24.031	26.141
2	15:08:49.342	1:15.049	26.088	23.025	25.936
3	15:10:03.877	1:14.535	25.793	22.839	25.903
4	15:11:18.103	1:14.226	26.060	22.705	25.461
5	15:12:30.177	1:12.074	25.243	22.358	24.473
6	15:13:41.852	1:11.675	25.085	22.590	24.000
7	15:14:53.638	1:11.786	25.081	22.014	24.691
8	15:16:06.084	1:12.446	25.133	22.494	24.819
9	15:17:18.575	1:12.491	25.822	22.450	24.219
10	15:18:29.395	1:10.820	24.387	21.956	24.477
11	15:19:41.898	1:12.503	24.514	23.506	24.483

(59) Atle Nordvik

1	15:07:34.437			23.497	25.608
2	15:08:47.914	1:13.477	26.350	22.117	25.010
3	15:09:59.425	1:11.511	25.122	22.024	24.365
4	15:11:10.825	1:11.400	24.438	21.894	25.068
5	15:12:23.902	1:13.077	25.532	22.646	24.899
6	15:13:37.273	1:13.371	25.607	22.336	25.428
p7	15:15:00.080	1:22.807	25.197	22.328	

(256/14) Ståle Lovas

1	15:07:07.502			23.308	26.205
2	15:08:22.120	1:14.618	25.884	23.269	25.465
3	15:09:35.928	1:13.808	25.288	22.798	25.722
4	15:10:49.920	1:13.992	25.184	22.618	26.190
5	15:12:03.719	1:13.799	25.416	22.754	25.629
6	15:13:16.277	1:12.558	24.862	22.843	24.853
7	15:14:28.655	1:12.378	24.642	22.953	24.783
8	15:15:40.578	1:11.923	24.622	22.411	24.890
9	15:16:53.148	1:12.570	24.904	22.523	25.143
10	15:18:04.979	1:11.831	24.228	22.333	25.270
11	15:19:18.227	1:13.248	24.711	23.080	25.457

(44) Kristoffer HOLMERUD

1	15:08:26.487			25.336	27.998
2	15:09:45.898	1:19.411	28.036	24.146	27.229
3	15:11:03.435	1:17.537	27.034	23.763	26.740
4	15:12:20.394	1:16.959	26.209	23.918	26.832
5	15:13:36.603	1:16.209	26.275	23.666	26.268
6	15:14:51.307	1:14.704	25.561	22.964	26.179
7	15:16:05.794	1:14.487	25.955	23.056	25.476
8	15:17:20.829	1:15.035	25.709	23.326	26.000

Lap	Time of Day	Lap Tm	S1	S2	S3
9	15:18:37.472	1:16.643	26.047	24.127	26.469
10	15:19:53.309	1:15.837	25.942	24.277	25.618

(74) Eddie Stoltenberg

1	15:07:24.171			24.436	26.726
p2	15:08:47.019	1:22.848	27.454	23.829	
p3	15:10:34.186	1:47.167		23.268	

(62) Odd Bjarne Olsen

1	15:07:13.189			27.098	28.911
p2	15:08:56.143	1:42.954	31.674	29.656	

(43) Thomas Nornes

p1	15:08:14.998			22.313	
p2	15:10:55.520	2:40.522		31.236	

Chief of Timing & Scoring: www.Timekeeping.no

Orbits

Race Director: Roy Øwre
Sport Rescue Team.

Timing and results are not official.

Printed: 30.04.2022 15:25:39

www.mylaps.com
Licensed to: Timekeeping.no